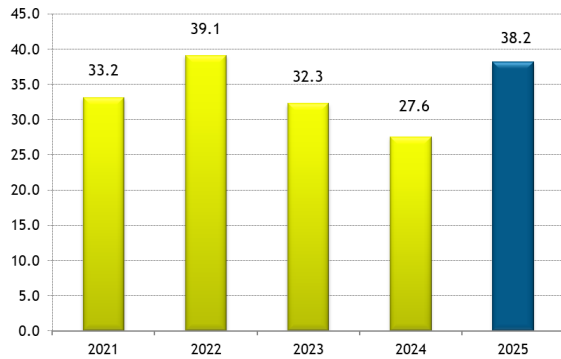


## Aspocomp in Brief

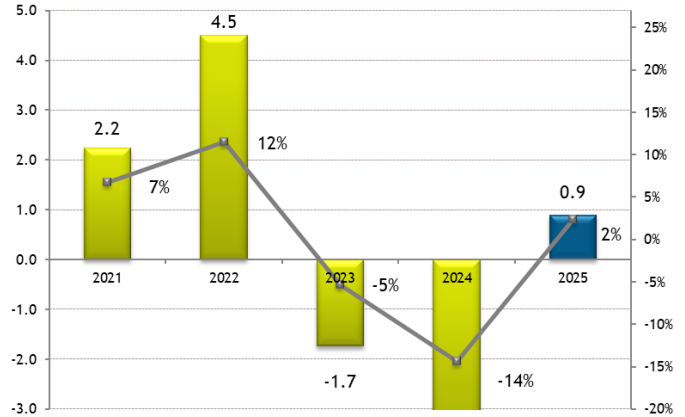
A printed circuit board (PCB) is used for electrical interconnection and as a component assembly platform in electronic devices. Aspocomp provides PCB technology design, testing and logistics services over the entire lifecycle of a product. The company's own production and extensive international partner network guarantee cost-effectiveness and reliable deliveries.

Aspocomp's customers are companies that design and manufacture telecommunication systems and equipment, automotive and industrial electronics, and systems for testing semiconductor components for security technology. The company has customers around the world and most of its net sales are generated by exports. Aspocomp is headquartered in Espoo and its plant is in Oulu, one of Finland's major technology hubs.

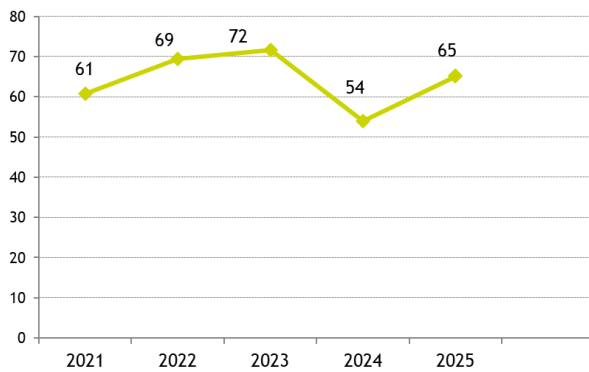
### Net Sales, M€ \*



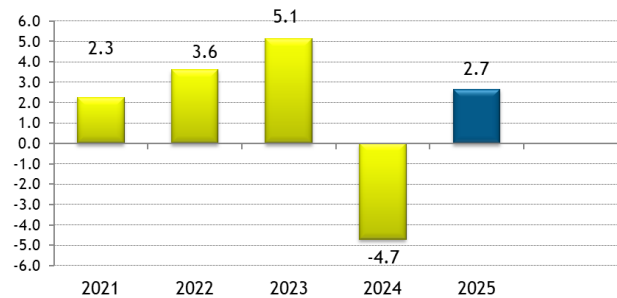
### Operating profit and margin, M€ \*



### Cash Flow from operations, M€ \*



### Equity ratio (%) \*



## Financial Calendar 2026

- Financial Statements 2025: Wednesday, February 25
- Annual Report 2025: week 11/2026 at the latest
- Annual General Meeting 2026: Wednesday, April 29
- Interim Report January-March 2026: Wednesday, April 29
- Half-year Report January-June 2026 : Wednesday, July 29
- Interim Report January-September 2026: Wednesday, October 28

The Financial Statements, Half-year Financial Report and Interim Report for January-September will be released at around 9:00 a.m. on the given dates. Interim Report for January-March will be released at around 8:00 a.m. on the given date

Aspocomp's silent period commence 30 days prior to publication of its financial information

### Contact

ASPOCOMP GROUP OYJ  
Keilaranta 1  
FI-02150 Espoo, Finland  
T: +358 20 775 6860

[www.aspocomp.com](http://www.aspocomp.com)

### Investor Relations

Manu Skyttä  
President and CEO  
T: +358 20 775 6860  
[manu.skytta@aspocomp.com](mailto:manu.skytta@aspocomp.com)

KEY INDICATORS

	Q1/2026	Q4/2025	Q3/2025	Q2/2025	2025
Net sales, M€	9,7	8,9	8,8	10,1	38,2
Operating result before depreciation (EBITDA), M€	0,6	-0,1	0,6	0,6	2,3
Operating result (EBIT), M€	0,2	-0,4	0,3	0,2	0,9
<i>of net sales, %</i>	2 %	-5 %	4 %	2 %	2 %
Profit/loss before taxes, M€	0,2	-0,5	0,2	0,0	0,5
<i>of net sales, %</i>	2 %	-5 %	3 %	0 %	1 %
Net profit/loss for the period, M€	0,2	-0,3	0,2	-0,1	0,4
<i>of net sales, %</i>	2 %	-4 %	2 %	-1 %	1 %
Received orders	12,2	13,3	5,7	8,8	39,3
Order book at the end of period	23,5	21,1	16,6	19,8	21,1
Equity ratio, %	64 %	65 %	61 %	59 %	65 %
Gearing, %	11 %	5 %	22 %	24 %	5 %
Gross investments in fixed assets, M€	1,8	0,2	0,3	0,2	0,9
<i>of net sales, %</i>	19 %	3 %	3 %	2 %	2 %
Personnel, end of the quarter	172	170	169	167	170
Earnings/share (EPS), €	0,02	-0,04	0,03	-0,02	0,06
Equity/share, €	2,51	2,48	2,35	2,32	2,48

Shareholders, 31.3.2026

	Shares	Ownership, %
Joensuun Kauppa ja Kone Oy	1 372 361	18,2
Etola Group Oy	1 158 898	15,4
Mandatum Henkivakuutusosakeyhtiö	368 863	4,9
Etola Erkki Olavi	352 631	4,7
Nordea Life Assurance Finland Limited	275 000	3,7
Montonen Mikko Juhani	273 115	3,6
Yli-Krekola Antti Veikko	215 085	2,9
Sijoitusrahasto Säästöpankki Pienyhtiöt	200 000	2,7
Lahdenperä Matti Kustaa	121 055	1,6
Koskinen Jouni Ilmari	114 228	1,5
Lauren Karri-Pekka	105 421	1,4
Yleisradion Eläkesäätiö	105 263	1,4
Lähdesmäki Tuomo	70 000	0,9
Vuorialho Kari Tapio	65 787	0,9
Noveco Oy	63 500	0,8
Aj Value Hedge Grit Sijoitusrahasto	57 488	0,8
Lahdenperä Marja Helena Aulikki	57 370	0,8
Skyttä Manu Kalevi	39 420	0,5
Hiirsalmi Mikko Olavi	30 894	0,4
Mäkinen Esa Tapio	30 200	0,4
<b>20 major shareholders total</b>	<b>5 076 579</b>	<b>67,5</b>
Other shareholders	2 446 343	32,5
<b>Total shares</b>	<b>7 522 922</b>	<b>100,0</b>

Contact

ASPOCOMP GROUP OYJ  
Keilaranta 1  
FI-02150 Espoo, Finland  
T: +358 20 775 6860

[www.aspocomp.com](http://www.aspocomp.com)

Investor Relations

Manu Skyttä  
President and CEO  
T: +358 20 775 6860  
[manu.skytta@aspocomp.com](mailto:manu.skytta@aspocomp.com)