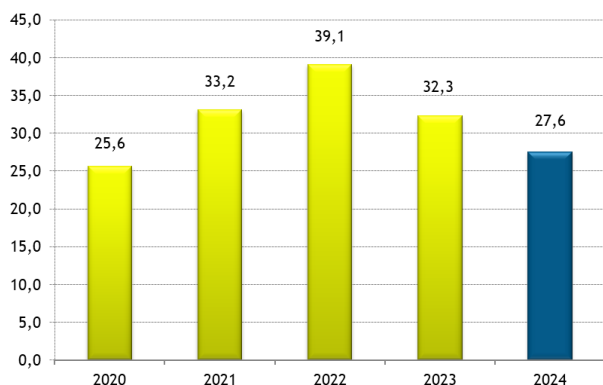


## Aspocomp in Brief

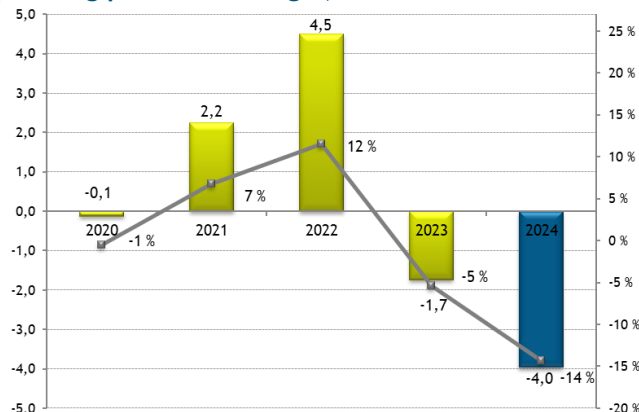
A printed circuit board (PCB) is used for electrical interconnection and as a component assembly platform in electronic devices. Aspocomp provides PCB technology design, testing and logistics services over the entire lifecycle of a product. The company's own production and extensive international partner network guarantee cost-effectiveness and reliable deliveries.

Aspocomp's customers are companies that design and manufacture telecommunication systems and equipment, automotive and industrial electronics, and systems for testing semiconductor components for security technology. The company has customers around the world and most of its net sales are generated by exports. Aspocomp is headquartered in Espoo and its plant is in Oulu, one of Finland's major technology hubs.

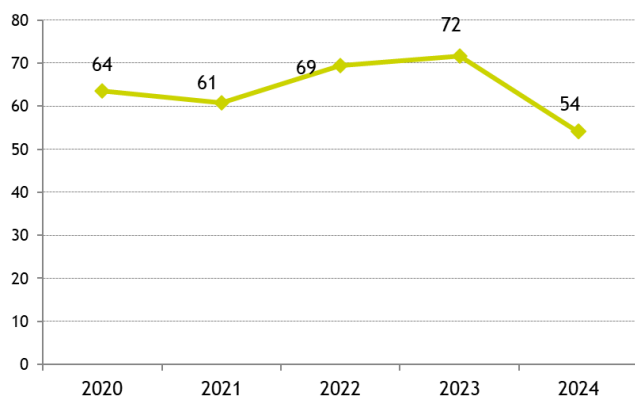
### Net Sales, M€ \*



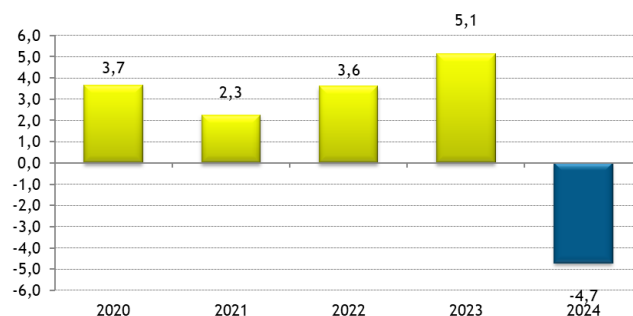
### Operating profit and margin, M€ \*



### Cash Flow from operations, M€ \*



### Equity ratio (%) \*



## Financial Calendar 2025

Financial Statements 2024: Wednesday, February 26

Annual Report 2024: week 11 / 2025

Annual General Meeting: Tuesday, April 29

Interim Report January-March: Tuesday, April 29

Half-year Report January-June: Thursday, July 17

Interim Report January-September: Thursday, October 30

The Financial Statements, Half-Year Report and Interim Report Q3/2024 will be released at around 9 am on the given dates.

Interim Report Q1/2024 will be released at around 8 am on the given date.

The silent period commences 30 days prior to publication of the interim results and Financial Statements.

## Contact

ASPOCOMP GROUP OYJ  
Keilaranta 1  
FI-02150 Espoo, Finland  
T: +358 20 775 6860

[www.aspocomp.com](http://www.aspocomp.com)

## Investor Relations

Mikko Montonen  
President and CEO  
T: +358 20 775 6860  
[mikko.montonen@aspocomp.com](mailto:mikko.montonen@aspocomp.com)

## KEY INDICATORS

	Q2/2025	Q1/2025	Q4/2024	Q3/2024	2024
Net sales, M€	10.1	10.3	7.9	6.4	27.6
Operating result before depreciation (EBITDA), M€	0.6	1.2	0.5	-0.7	-2.1
Operating result (EBIT), M€	0.2	0.8	0.1	-1.2	-4.0
of net sales, %	2%	8%	1%	-19%	-14%
Profit/loss before taxes, M€	0.0	0.7	0.0	-1.3	-4.3
of net sales, %	0%	7%	0%	-21%	-16%
Net profit/loss for the period, M€	-0.1	0.7	0.9	-1.3	-3.5
of net sales, %	-1%	7%	11%	-21%	-13%
Received orders	8.8	11.4	8.7	14.1	37.0
Order book at the end of period	19.8	21.0	19.9	19.1	19.9
Equity ratio, %	59%	55%	54%	56%	54%
Gearing, %	24%	26%	37%	36%	37%
Gross investments in fixed assets, M€	0.2	0.2	0.2	0.0	0.4
of net sales, %	2%	2%	3%	0%	2%
Personnel, end of the quarter	167	167	165	164	165
Earnings/share (EPS), €	-0.02	0.10	0.12	-0.20	-0.51
Equity/share, €	2.32	2.34	2.24	2.11	2.24

### Shareholders, June 30, 2025

	Shares	Ownership, %
1 JOENSUUN KAUPPA JA KONE OY	1,198,467	17.50
2 ETOLA GROUP OY	1,001,004	14.61
3 MANDATUM HENKIVAKUUTUSOSAKEYHTIÖ	348,863	5.09
4 MONTONEN MIKKO JUHANI	346,911	5.06
5 ETOLA ERKKI OLAVI	300,000	4.38
6 NORDEA HENKIVAKUUTUS SUOMI OY	275,000	4.02
7 LAHDENPERÄ MATTI KUSTAA	121,310	1.77
8 KOSKINEN JOUNI ILMARI	115,016	1.68
9 YLI-KREKOLA ANTTI VEIKKO	110,150	1.61
10 LAUREN KARRI-PEKKA	105,421	1.54
11 KATILA SAMI JUHANI	90,450	1.32
12 LÄHDESMÄKI TUOMO	75,000	1.10
13 VUORIALHO KARI TAPIO	74,006	1.08
14 NOVECO OY	63,500	0.93
15 LAHDENPERÄ MARJA HELENA AULIKKI	57,400	0.84
16 AJ VALUE HEDGE GRIT Sijoitusrahasto	54,581	0.80
17 HIIRSALMI MIKKO OLAVI	30,900	0.45
18 SALMINEN RONI MICAEL	30,000	0.44
19 SKYTTÄ MANU KALEVI	29,900	0.44
20 MARTTILA PÄIVI KATARIINA	28,208	0.41
<b>20 major shareholders total</b>	<b>4,456,087</b>	<b>65.06</b>
Other shareholders	2,393,153	34.94
<b>Total shares</b>	<b>6,849,240</b>	<b>100</b>

## Contact

ASPOCOMP GROUP OYJ  
Keilaranta 1  
FI-02150 Espoo, Finland  
T: +358 20 775 6860

[www.aspocomp.com](http://www.aspocomp.com)

## Investor Relations

Mikko Montonen  
President and CEO  
T: +358 20 775 6860  
[mikko.montonen@aspocomp.com](mailto:mikko.montonen@aspocomp.com)