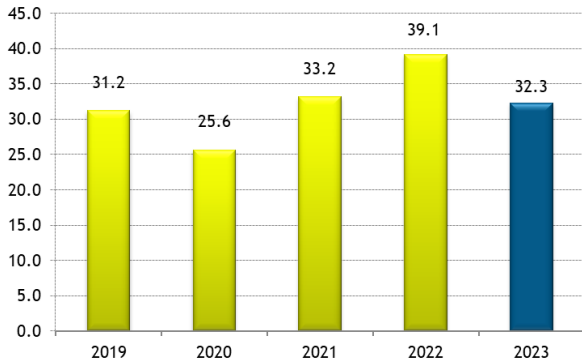


Aspocomp in Brief

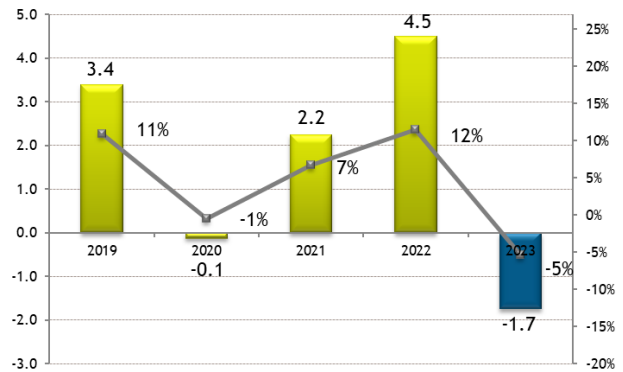
A printed circuit board (PCB) is used for electrical interconnection and as a component assembly platform in electronic devices. Aspocomp provides PCB technology design, testing and logistics services over the entire lifecycle of a product. The company's own production and extensive international partner network guarantee cost-effectiveness and reliable deliveries.

Aspocomp's customers are companies that design and manufacture telecommunication systems and equipment, automotive and industrial electronics, and systems for testing semiconductor components for security technology. The company has customers around the world and most of its net sales are generated by exports. Aspocomp is headquartered in Espoo and its plant is in Oulu, one of Finland's major technology hubs.

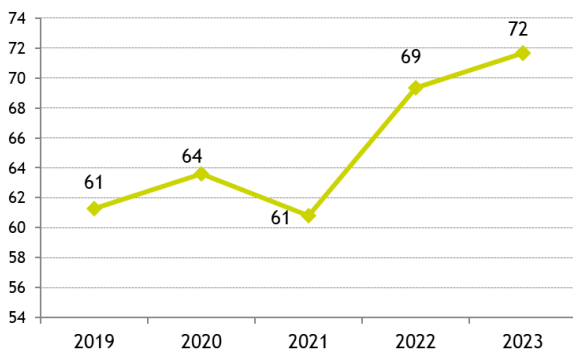
Net Sales, M€ *



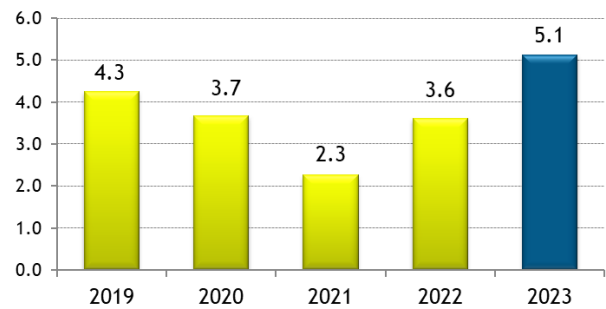
Operating profit and margin, M€ *



Cash Flow from operations, M€ *



Equity ratio (%) *



Financial Calendar 2025

Financial Statements 2024: Wednesday, February 26

Annual Report 2024: week 11

Annual General Meeting: Tuesday, April 29

Interim Report January-March 2025: Tuesday, April 29

Half-year Report January-June 2025: Thursday, July 17

Interim Report January-September 2025: Thursday, October 30

The Financial Statements, Half-Year Report and Interim Report Q3/2025 will be released at around 9:00 am on the given dates.

Interim Report Q1/2025 will be released at around 8 am on the given date.

Aspocomp's silent period commences 30 days prior to the publication of its financial information.

Contact

ASPOCOMP GROUP OYJ
Keilaranta 1
FI-02150 Espoo, Finland
T: +358 20 775 6860

www.aspocomp.com

Investor Relations

Manu Skyttä
President and CEO
T: +358 20 775 6860
manu.skytta@aspocomp.com

THE GROUP'S KEY FIGURES

	7-9/24	7-9/23	Change	1-9/24	1-9/23	Change
Net sales, M€	6.4	8.1	-21 %	19.7	26.4	-26 %
EBITDA, M€	-0.7	-0.2	-339 %	-2.6	1.5	-268 %
Operating result, M€	-1.2	-0.7	-67 %	-4.0	0.0	-16478 %
% of net sales	-19%	-9%	-10 <i>ppts</i>	-21%	0%	-21 <i>ppts</i>
Pre-tax- profit/loss, M€	-1.3	-0.8	-73 %	-4.3	-0.1	-3072 %
% of net sales	-21%	-10%	-11 <i>ppts</i>	-22%	-1%	-21 <i>ppts</i>
Profit/loss for the period, M€	-1.3	-0.8	-73 %	-4.3	-0.1	-2950 %
% of net sales	-21%	-10%	-11 <i>ppts</i>	-22%	-1%	-21 <i>ppts</i>
Earnings per share, €	-0.20	-0.11	-82 %	-0.63	-0.02	-3050 %
Received orders	14.1	7.1	100 %	28.3	26.2	8 %
Order book at the end of period	19.1	14.0	36 %	19.1	14.0	36 %
Investments, M€	0.0	1.2	-98 %	0.2	2.3	-90 %
% of net sales	0%	15%	-14 <i>ppts</i>	1%	9%	-8 <i>ppts</i>
Cash, end of the period	0.8	1.4	-59 %	0.8	1.4	-59 %
Equity / share, €	2.11	2.96	-85 %	2.11	3.04	-93 %
Equity ratio, %	56%	66%	-10 <i>ppts</i>	56%	66%	-10 <i>ppts</i>
Gearing, %	36%	19%	17 <i>ppts</i>	36%	18%	18 <i>ppts</i>
Personnel, end of the period	164	166	-2 person:	164	164	0 persons

* The total may deviate from the sum totals due to rounding up and down.

Shareholders, September 30, 2024	Shares	Ownership, %
1 Joensuun Kauppa ja Kone Oy	1,195,722	17.48
2 Etola Group Oy	1,001,004	14.63
3 Montonen Mikko	390,000	5.70
4 Mandatum Henkivakuutusosakeyhtiö	352,103	5.15
5 Etola Erkki	300,000	4.39
6 Nordea Henkivakuutus Suomi Oy	275,000	4.02
7 Lahdenperä Matti	131,563	1.92
8 Koskinen Jouni	115,016	1.68
9 Lähdesmäki Tuomo	115,000	1.68
10 Laurén Karri-Pekka	101,722	1.49
11 Yli-Krekola Antti	93,428	1.37
12 Vuorialho Kari	74,006	1.08
13 Novoco Oy	63,500	0.93
14 Aj Eab Value Hedge Sr	62,855	0.92
15 Lahdenperä Marja Helena	59,400	0.87
16 Katila Sami	50,000	0.73
17 Frontier Liquidity Oy	49,544	0.72
18 Hiirsalmi Mikko	30,900	0.45
19 Salminen Roni	30,000	0.44
20 Marttila Päivi	28,208	0.41
20 major shareholders total	4,518,971	66.05
Other shareholders	2,322,469	33.95
Total shares	6,841,440	100

Contact

ASPOCOMP GROUP OYJ
Keilaranta 1
FI-02150 Espoo, Finland
T: +358 20 775 6860

www.aspocomp.com

Investor Relations

Manu Skyttä
President and CEO
T: +358 20 775 6860
manu.skytta@aspocomp.com