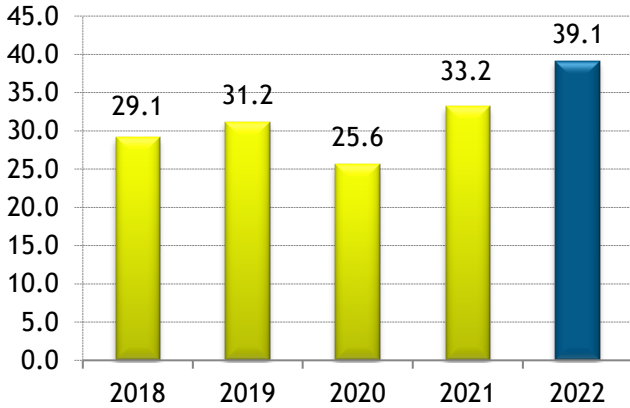


in Brief

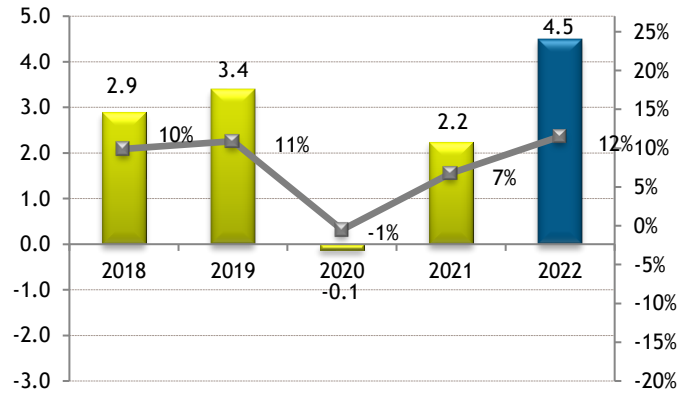
A printed circuit board (PCB) is used for electrical interconnection and as a component assembly platform in electronic devices. Aspocomp provides PCB technology design, testing and logistics services over the entire lifecycle of a product. The company's own production and extensive international partner network guarantee cost-effectiveness and reliable deliveries.

Aspocomp's customers are companies that design and manufacture telecommunication systems and equipment, automotive and industrial electronics, and systems for testing semiconductor components for security technology. The company has customers around the world and most of its net sales are generated by exports. Aspocomp is headquartered in Espoo and its plant is in Oulu, one of Finland's major technology hubs.

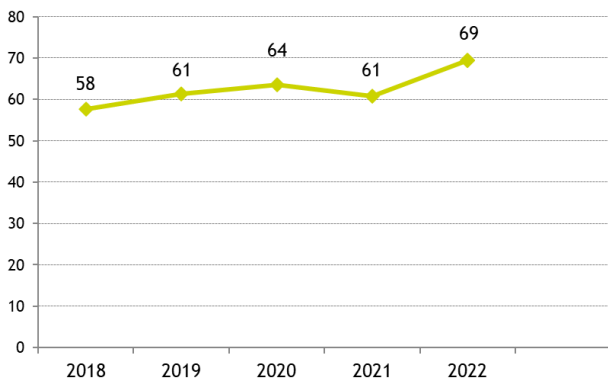
Net Sales, M€ *



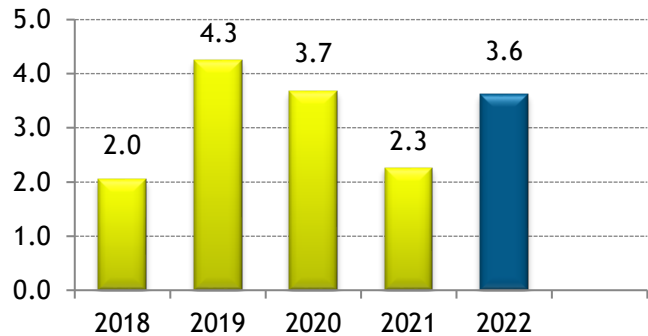
Operating profit and margin, M€ *



Cash Flow from operations, M€ *



Equity ratio (%) *



Financial Calendar 2023

- Financial Statements 2022: Thursday, March 16
- Annual Report 2022: Tuesday, March 28
- Annual General Meeting: Thursday, April 20
- Interim Report January-March: Thursday, April 20
- Half-year Report January-June: Thursday, July 20
- Interim Report January-September: Thursday, November 9

The Financial Statements, Half-Year Report and Interim Report for January-September will be released at around 9:00 a.m. on the given dates. Interim Report for January-March will be released at around 8:00 a.m. on the given date.

The silent period commences 30 days prior to publication of the interim results and Financial Statements.

Contact

ASPOCOMP GROUP OYJ
Keilaranta 1
FI-02150 Espoo, Finland
T: +358 20 775 6860

www.aspocomp.com

Investor Relations

Mikko Montonen
President and CEO
T: +358 20 775 6860
mikko.montonen@aspocomp.com

Key Indicators	1-3/23	1-3/22	Change	1-12/22
Net sales, M€	8.9	9.0	-1 %	39.1
EBITDA, M€	0.8	1.3	-34 %	6.4
Operating result, M€	0.3	0.8	-58 %	4.5
% of net sales	4%	9%	-5 <i>ppts</i>	12%
Pre-tax- profit/loss, M€	0.3	0.8	-60 %	4.4
% of net sales	3%	9%	-5 <i>ppts</i>	11%
Profit/loss for the period, M€	0.3	0.8	-60 %	3.5
% of net sales	3%	8%	-5 <i>ppts</i>	9%
Earnings per share, €	0.04	0.11	-64 %	0.52
Received orders	13.7	13.0	5 %	27.4
Order book at the end of period	19.1	20.5	-7 %	14.3
Investments, M€	0.4	0.9	-59 %	2.5
% of net sales	4%	10%	-6 <i>ppts</i>	6%
Cash, end of the period	2.4	2.2	13 %	1.4
Equity / share, €	3.24	2.91	33 %	3.19
Equity ratio, %	73%	67%	6 <i>ppts</i>	69%
Gearing, %	2%	9%	-7 <i>ppts</i>	8%
Personnel, end of the period	156	140	16 persons	156

Shareholders, March 31, 2023

	Shares	Ownership, %
1 JOENSUUN KAUPPA JA KONE OY	1,173,012	17.15
2 ETOLA GROUP OY	1,001,004	14.63
3 MONTONEN MIKKO JUHANI	390,000	5.70
4 MANDATUM HENKIVAKUUTUSOSAKEYHTIÖ	352,103	5.15
5 ETOLA ERKKI OLAVI	300,000	4.39
6 NORDEA HENKIVAKUUTUS SUOMI OY	275,000	4.02
7 LAHDENPERÄ MATTI KUSTAA	124,200	1.82
8 LÄHDESMÄKI TUOMO JUHANI	120,000	1.75
9 KOSKINEN JOUNI ILMARI	114,716	1.68
10 LAUREN KARRI-PEKKA	101,722	1.49
11 VUORIALHO KARI TAPIO	74,006	1.08
12 AJ EAB VALUE HEDGE SR	63,300	0.93
13 HAARON PERUNATILA OY	61,000	0.89
14 RUOTANEN JAAKKO HERMAN KALEVI	59,000	0.86
15 LAHDENPERÄ MARJA HELENA AULIKKI	55,951	0.82
16 SKANDINAVISKA ENSKILDA BANKEN AB (Nomineereg.)	55,122	0.81
17 FRONTIER LIQUIDITY OY	49,544	0.72
18 LEMMETTI JUHANI	45,457	0.66
19 EYEMAKER'S FINLAND OY	35,000	0.51
20 YLI-KREKOLA ANTTI VEIKKO	34,389	0.50
20 major shareholders total	4,484,526	65.55
Other shareholders	2,356,914	34.45
Total shares	6,841,440	100

Contact

ASPOCOMP GROUP OYJ
Keilaranta 1
FI-02150 Espoo, Finland
T: +358 20 775 6860

www.aspocomp.com

Investor Relations

Mikko Montonen
President and CEO
T: +358 20 775 6860
mikko.montonen@aspocomp.com