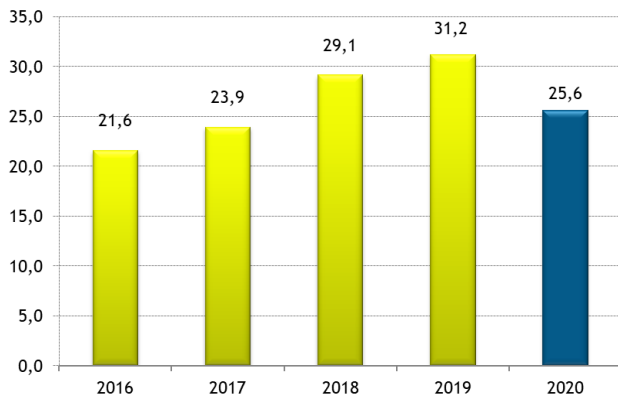


ASPOCOMP in Brief

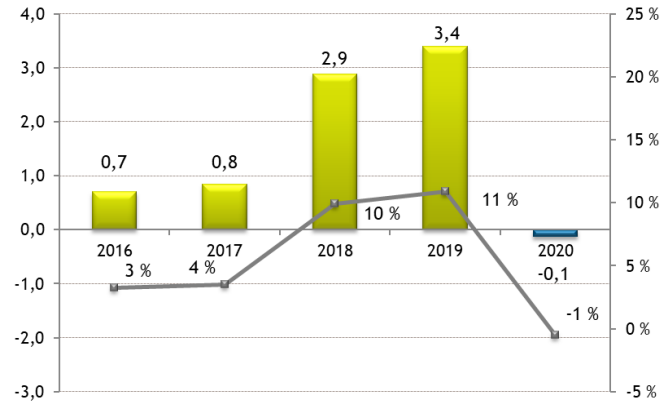
Aspocomp develops and sells PCB manufacturing services. Our seasoned professionals help customers to create the most optimal PCB designs, both in terms of performance and cost. Our trimmed production lines produce the most challenging designs with the shortest lead-times in the industry. Our volume supply services offer cost-efficient access to all PCB technologies.

A printed circuit board (PCB) is the principal interconnection method in electronic devices. PCBs are used for electrical interconnection and as a component assembly platform in most electronic applications. Aspocomp's PCBs are used in many applications, such as telecommunication networks and devices, automotive electronics, security and medical systems, chipset development and industrial automation.

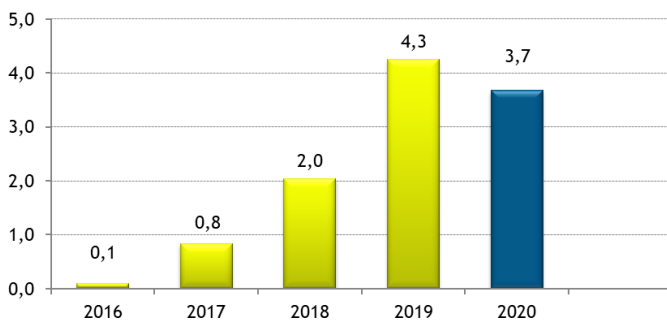
Net Sales, M€ *



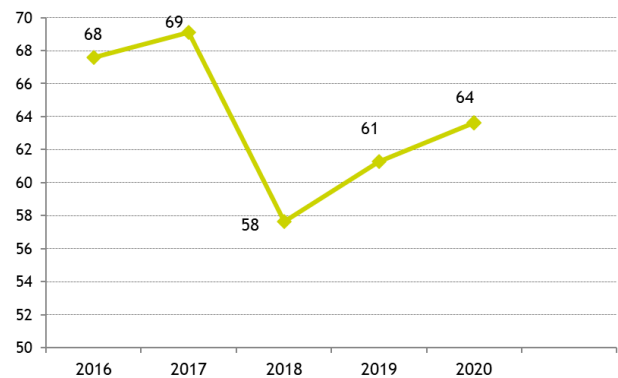
Operating profit and margin, M€ *



Cash Flow from operations, M€ *



Equity ratio (%) *



Financial Calendar 2021

Financial Statements 2020: Wednesday, March 10, 2021

Annual Report 2020: Tuesday, March 23, 2021

Annual General Meeting: Tuesday, April 13, 2021

Interim Report January-March: Tuesday, April 27, 2021

Half-year Report January-June: Thursday, August 12, 2021

Interim Report January-September: Thursday, November 4, 2021

The Financial Reports will be released at around 9:00 am on the given dates.

The silent period commences 30 days prior to publication of the interim results and Financial Statements.

Contact

ASPOCOMP GROUP OYJ
Keilaranta 1
FI-02150 Espoo, Finland
T: +358 20 775 6860

www.aspocomp.com

Investor Relations

Mikko Montonen
President and CEO
T: +358 20 775 6860
mikko.montonen@aspocomp.com

KEY INDICATORS

	Q2/2021	Q1/2021	Q4/2020	Q3/2020	2020
Net sales, M€	7.2	6.2	5.9	5.9	25.6
Operating result before depreciation (EBITDA), M€	0.9	-0.1	0.4	0.5	1.5
Operating result (EBIT), M€	0.5	-0.5	0.0	0.1	-0.1
<i>of net sales, %</i>	6%	-8%	-1%	2%	-1%
Profit/loss before taxes, M€	0.4	-0.5	-0.2	0.0	-0.4
<i>of net sales, %</i>	6%	-7%	-3%	0%	-2%
Net profit/loss for the period, M€	0.4	-0.5	0.1	0.0	-0.1
<i>of net sales, %</i>	6%	-7%	2%	0%	0%
Equity ratio, %	64%	63%	64%	63%	64%
Gearing, %	18%	21%	17%	14%	17%
Gross investments in fixed assets, M€	0.2	0.6	0.4	0.3	2.0
<i>of net sales, %</i>	2%	10%	6%	6%	8%
Personnel, end of the quarter	140	134	138	142	138
Earnings/share (EPS), €	0.06	-0.07	0.02	0.00	-0.01
Equity/share, €	2.50	2.44	2.51	2.48	2.51

Shareholders, June 30, 2021		Shares	Ownership, %
1	Joensuun Kauppa ja Kone Oy	1,130,000	16.52
2	Tiiviste-Group Oy	1,001,004	14.63
3	Montonen Mikko	390,000	5.70
4	Mandatum Henkivakuutusosakeyhtiö	331,601	4.85
5	Etola Erkki	300,000	4.39
6	Nordea Henkivakuutus Suomi Oy	275,000	4.02
7	Lähdesmäki Tuomo	165,000	2.41
8	Lahdenperä Matti	139,450	2.04
9	Citibank Europe Plc (Nomineereg.)	128,851	1.88
10	Koskinen Jouni	114,316	1.67
11	Lauren Karri-Pekka	84,569	1.24
12	Vuorialho Kari	75,505	1.10
13	Aj Eab Value Hedge Sr	71,800	1.05
14	Lahdenperä Marja Helena	65,251	0.95
15	Haaron Perunatila Oy	58,700	0.86
16	Lemmetti Juhani	45,457	0.66
17	Eyemaker's Finland Oy	35,000	0.51
18	Salminen Roni	28,200	0.41
19	Lagerstedt Jouko	25,200	0.37
20	Maikola Marko	25,000	0.37
20 major shareholders total		4,489,904	65.63
Other shareholders		2,351,536	34.37
Total shares		6,841,440	100

Contact

ASPOCOMP GROUP OYJ
Keilaranta 1
FI-02150 Espoo, Finland
T: +358 20 775 6860

www.aspocomp.com

Investor Relations

Mikko Montonen
President and CEO
T: +358 20 775 6860
mikko.montonen@aspocomp.com